


























BASED NEON GLOW LAMPS

Signalite Type	ASA#	Breakdown Voltage (max.)		Series Resistance (Ohms)	Rated Life Hours (Avg.)	Circuit Volts	Watts (Nom.)	Base	Bulb	Notes	Max. Overall Length Inches (mm)
		A.C.	D.C.								
NE2D 	C7A	65	90	100,000	25,000	105-125	1/15	S.C. Midget Flange	T2	(1) (3) (5) (6)	15/16" (23.8)
NE2J 	C9A	95	135	30,000	25,000	105-125	1/4	S.C. Midget Flange	T2	(1) (2) (3) (5)	15/16" (23.8)
NE3 	8AA	65	90	200,000	15,000	105-125	1/25	Telephone Slide	T2 Round	(1) (3) (5) (7)	1-11/16" (42.7)
NE4 	8AB	65	90	100,000	15,000	105-125	1/15	Telephone Slide	T2	(1) (3) (5) (7)	1-3/4" (44.5)
NE5 	8AC	65	120	200,000	3,000	105-125	—	Telephone Slide	T2	(2) (3)	1-11/16" (42.7)
NE7 	B4A	55	75	30,000	7,500	105-125	—	Wire Terminal	T4-1/2	(1) (3) (5) (8)	1-1/4" (31.75)
NE16 	7AA	55	75	—	1,000	105-125	—	DC Bayonet	T4-1/2	(2) (3)	1-1/2" (38.1)
NE17 	B5A	55	75	30,000	7,500	105-125	1/4	DC Bayonet	T4-1/2	(1) (3) (5)	1-1/2" (38.1)
NE21 	B6A	55	75	30,000	7,500	105-125	1/4	SC Bayonet	T4-1/2	(1) (3) (5)	1-1/2" (38.1)
NE30 	J6A	60	85	4,800	10,000	105-125	1	Medium Screw	S11	(3) (4)	2-3/16" (55.6)
NE32 	L6A	60	85	4,800	10,000	105-125	1	DC Bayonet	G10	(1) (3) (5)	2-1/8" (54.0)
NE34 	R2A	65	90	3,500	10,000	105-125	2	Medium Screw	S14	(3) (4)	3-1/2" (88.9)
NE40 	R6A	65	90	2,200	10,000	105-125	3.5	Medium Screw	S14	(3) (4)	3-1/2" (88.9)
NE42 	R9A	65	90	2,200	10,000	105-125	3.5	DC Bayonet	S14	(3) (4)	3-5/16" (100.0)
NE45 	B7A	65	90	30,000	7,500	105-125	1/4	Candle Screw	T4-1/2	(3) (4)	1-17/32" (38.9)
NE47 	B8A	65	90	30,000	7,500	105-125	1/4	SC Bayonet	T4-1/2	(1) (3) (5)	1-1/2" (38.1)
NE48 	B9A	65	90	30,000	7,500	105-125	1/4	DC Bayonet	T4-1/2	(1) (2) (3) (5)	1-1/2" (38.1)
NE51 	B1A	65	90	200,000	15,000	105-125	1/25	Miniature Bayonet	T3-1/4	(1) (3) (5)	1-3/16" (30.2)
NE51H 	B2A	95	135	47,000	25,000	105-125	1/7	Miniature Bayonet	T3-1/4	(2) (3) (5)	1-3/16" (30.2)
NE54 	F2A	65	90	30,000	7,500	105-125	1/4	Wire Terminal	T4-1/2	(1) (3) (5)	1-1/4" (31.75)
NE56 	4A	60	85	30,000	10,000	210-250	1	Medium Screw	S11	(3) (4)	2-3/16" (55.6)
NE57 	F3A	55	75	30,000	7,500	105-125	1/4	Candle Screw	T4-1/2	(3) (4)	1-17/32" (38.9)
NE58 	F4A	55	75	100,000	7,500	210-250	1/2	Candle Screw	T4-1/2	(3) (4)	1-17/32" (38.9)
NE79 	R1A	65	90	7,500	10,000	105-125	1	DC Bayonet	S7	(3) (4)	2" (50.8)
NE84 	K1A	95	135	30,000	25,000	105-125	1/4	Miniature Telephone Slide	T2	(1) (2) (3) (5)	1-1/32" (26.2)

Notes:

1. May be used on circuits of higher voltage provided proper external resistor is used.
2. High brightness lamps with a small amount of radio active additive to reduce dark effect.
3. D.C. life approximately 60% of A.C. values.
4. Resistor included in base.

5. External resistor, not included.
6. Meets Mil. Spec. MS25252.
7. Lamp must fall free through a .310" dia. cylinder 1/2" long.
8. For D.C. operation, center electrode is negative.