

# Sodium Lamps

## Catalogue Nos. :

SOI 45W. ....	57015B/00
SOI 60W. ....	57016B/00
SOI 85W. ....	57017B/00
SOI 140W. ....	57018B/00
SOI 200W. ....	57019B/00

## Cap :

B.C. cap only.

## Spectrum :

Lines (96% monochromatic)

## Colour Quality :

Characteristic amber yellow

## Nominal Lumens :

45W. ....	3300
60W. ....	5000
85W. ....	7900
140W. ....	13000
200W. ....	21500

## Lamp Efficiency :

(nominal)

45W. ....	73.3	lms/watt
60W. ....	83.3	" "
85W. ....	92.9	" "
140W. ....	92.8	" "
200W. ....	107.5	" "

## Light Depreciation :

(after 5,000 hours) ..... 15%

## Life :

5,000 hours based on average 5 burning hours per switching.

## Starting Period :

45W. ....	5 mins.
60W. ....	6 mins.
85W. ....	10 mins.
140W. ....	10 mins.
200W. ....	12 mins.

## Lamp Dimensions:

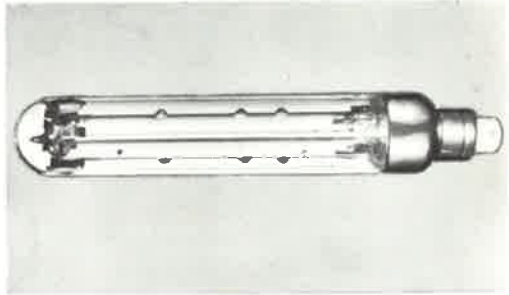
Type	Overall Length	Arc Length	Light Centre	Diameter
SOI 45W.	250 mm ± 7	140 mm	160 mm	51 mm ± 1
SOI 60W.	312 mm ± 7	200 mm	190 mm	51 mm ± 1
SOI 85W.	417 mm ± 7	305 mm	250 mm	51 mm ± 1
SOI 140W.	518 mm ± 7	500 mm	290 mm	60 mm ± 1
SOI 200W.	775 mm ± 10	655 mm	420 mm	60 mm ± 1

## Control Gear:

Lamp type	Transformer type No.	Mains Supply	Overall length (incl. flange)	Width	Height	Capacitor size (O.8 P.F.)
SOI 45/60/85W.	FP. 1030	230-250V 50 c/s	6 3/8"	6 1/2"	3 3/8"	16 mfd
SOI 140W.	FP. 1031	230-250V 50 c/s	6 3/8"	6 1/2"	4 1/2"	20 mfd
SOI 200W.	L. 4200	190-260V 50 c/s	10.9/10"	4.9/16"	4.3/5"	P.F. corrected (0.90)

## SOI

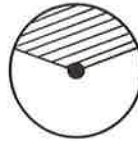
Integral construction.



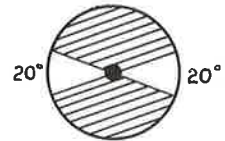
## BURNING POSITIONS

SO. 45W.  
SO. 60W.

SO. 85 W.  
SO. 140 W.  
SO. 200 W.



H. 110



P 2x20